

介质滤波器系列

介质滤波器 / Dielectric Filter



特 点

- 体积小、重量轻、厚度薄
- SMT焊装，焊装方便
- 尺寸和输入输出形式可按要求设计
- 频率范围广：300MHz~8GHz

CHARACTERISTIC

- Small size, light weight, thin thickness
- SMT package soldering , easy soldering
- Dimension and input / output ports can be designed as required
- Wide frequency range: 300MHz ~ 8GHz

应 用

- 微波通讯
- 数据传送
- 雷达
- 电子对抗
- 航天航空
- 无线耳机、无线麦克风

APPLICATION

- Microwave telecommunication
- Data transfer
- Radar
- Electronic counterwork
- Aviation and spaceflight navigation
- Wireless headset、wireless microphone

※CMF***S系列

波形特性 TYPICAL CHARACTERISTC +

CMF43C2017S15A

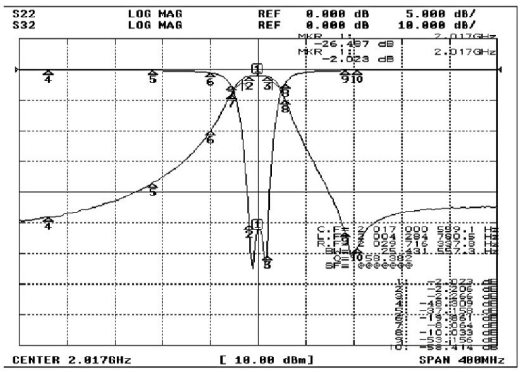

CMF33C945S30A

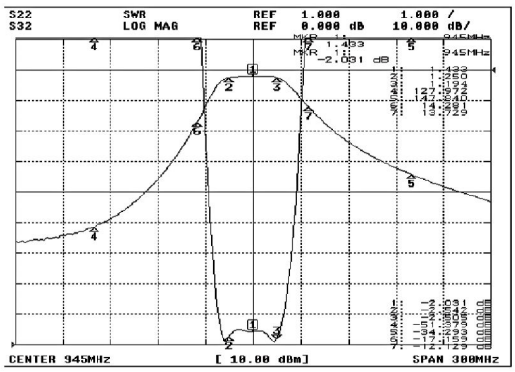

CMF35C2600S140A

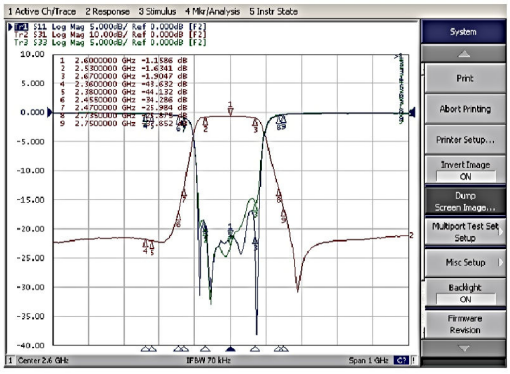

CMF32C776S13A

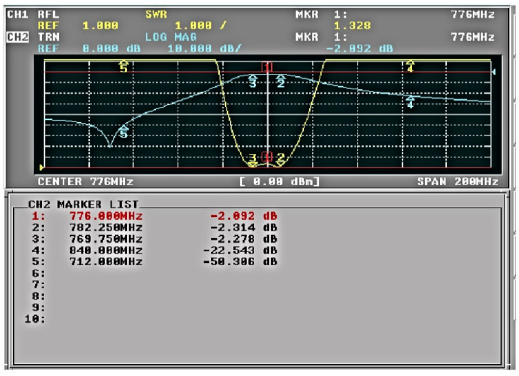

主要参数 PRINCIPAL PARAMETERS +

Part No. 型号	Center Frequency (MHz) 中心频率(fo)	Band Width (MHz) min. 带宽	Insertion Loss (dB) max. 插入损耗	Ripple in BW (dB) max. 带内波动	V.S.W.R max 驻波比	Attenuation (dB) min. (MHz) 衰减
CMF22C2450S100A	2450.0	fo ± 50.0	2.0	1.0	2.0	12 @ fo+250 15 @ fo−250
CMF22C3650S150A	3650.0	fo ± 75.0	2.0	1.0	2.0	15 @ fo+750 25 @ fo−750
CMF22C5800S200A	5800.0	fo ± 100.0	2.0	1.0	2.0	5 @ fo+400 15 @ fo−400
CMF32C650S30A	650.0	fo ± 15.0	2.5	1.0	1.5	19 @ fo ± 64
CMF32C850S08A	850.0	fo ± 4.0	5.0	1.0	1.5	28 @ fo + 50 35 @ fo+100
CMF32C916S30A	916.0	fo ± 15.0	2.5	1.0	1.5	20 @ fo ± 70
CMF32C2326S14A	2326.0	fo ± 7.0	3.0	1.0	2.0	30 @ fo−100 20 @ fo+100
CMF42C457S30A	457.0	fo ± 15.0	2.5	1.0	2.0	10 @ fo + 50 20 @ fo − 50
CMF42C915S25A	915.0	fo ± 12.5	2.0	1.0	2.0	20 @ fo+100 35 @ fo−100
CMF23C1472S40A	1472.0	fo ± 20	3.0	0.8	2.0	20 @ fo ± 72
CMF23C2140S60A	2140.0	fo ± 30	3.0	0.5	1.5	25 @ fo ± 150
CMF33C945S30A	945.0	fo ± 15	2.5	0.8	2.0	32 @ fo ± 100

Part No. 型号	Center Frequency (MHz) 中心频率(fo)	Band Width (MHz) min. 带宽	Insertion Loss (dB) max. 插入损耗	Ripple in BW (dB) max. 带内波动	V.S.W.R max 驻波比	Attenuation (dB) min. (MHz) 衰减
CMF33C1694S40A	1694.0	fo ± 20	3.5	1.0	2.0	10 @ fo ± 40
CMF43C2017S15A	2017.5	fo ± 7.5	3.0	0.5	1.5	35 @ fo ± 88.5
CMF43C3200S20A	3200.0	fo ± 10	4.5	1.0	1.8	35 @ fo ± 70
CMF43C4700S20A	4700.0	fo ± 10	6.0	1.0	1.5	40 @ fo ± 100
CMF53C250S05A	250.0	fo ± 2.5	5.0	1.0	1.4	15.0 @ fo+6 30.0 @ fo+12
CMF53C400S04A	400.0	fo ± 2	3.0	1.0	1.5	30 @ fo ± 50
CMF63C1472S40A	1472.0	fo ± 20	1.0	0.5	2.0	25 @ fo ± 100
CMF44C945S30A	945.0	fo ± 15	3.0	1.0	2.0	30 @ fo ± 50
CMF44C2980S50A	2980.0	fo ± 25	3.0	1.0	2.0	50 @ fo ± 200
CMF44C3880S40A	3880.0	fo ± 20	4.0	1.0	2.0	25 @ fo ± 100
CMF54C500S20A	500.0	fo ± 10	4.0	0.8	1.8	45 @ fo ± 70
CMF34C1900S140A	1900.0	fo ± 70	3.0	1.5	1.8	35 @ fo ± 120
CMF35C2600S140A	2600.0	fo ± 70	2.3	1.1	1.4	30 @ fo ± 150
CMF35C2350S150A	2350.0	fo ± 150	2.0	1.5	1.8	25 @ fo ± 250

※CMF***C系列

波形特性 TYPICAL CHARACTERISTC +

CMF34C5240C180A

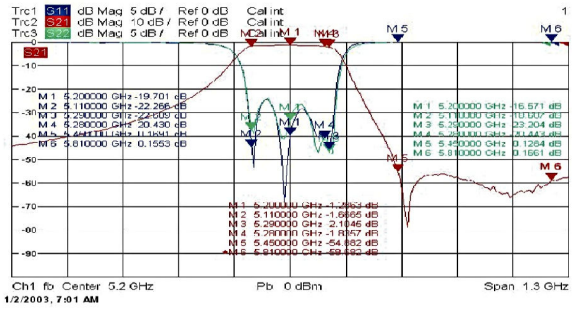

CMF34C5670C360A

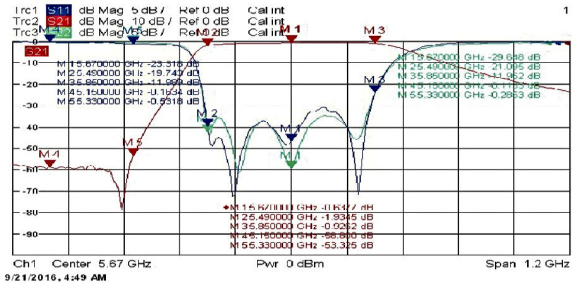

CMF66C1250C18A

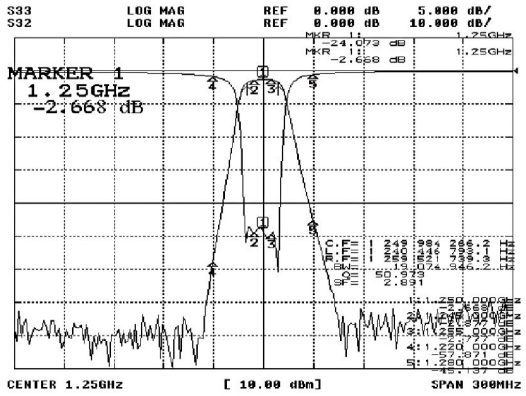

CMF88C1220C120A

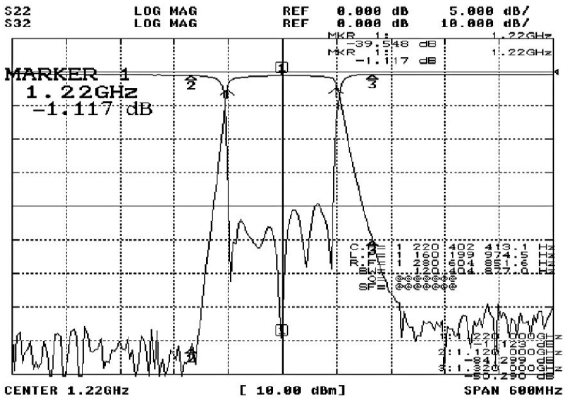

主要参数 PRINCIPAL PARAMETERS

Part No. 型号	Center Frequency (MHz) 中心频率(fo)	Band Width (MHz) min. 带宽	Insertion Loss (dB) max. 插入损耗	Ripple in BW (dB) max. 带内波动	V.S.W.R max 驻波比	Attenuation (dB) min. (MHz) 衰减
CMF33C3550C300A	3550.0	fo ± 150	2.0	1.5	2.0	15 @ fo ± 200
CMF43C1600C40A	1600.0	fo ± 20	1.5	0.5	1.6	40 @ fo ± 150
CMF34C5787C125A	5787	fo ± 62.5	2.5	1.0	2.0	40 @ 3400~5400 35 @ 6000~6900
CMF34C5670C360A	5670		2.5	1.0	2.0	38 @ 30~2700 50 @ 5150~5330
CMF44C1080C60A	1080.0	fo ± 30	3.5	1.5	1.6	15 @ fo ± 50
CMF44C5850C300A	5850.0	fo ± 150	3.5	1.5	2.0	40 @ fo−390
CMF45C836C25A	836.5	fo ± 12.5	3.5	1.0	1.5	25 @ fo ± 32.5
CMF45C2350C12A	2350.0	fo ± 6	4.0	1.0	2.0	20 @ fo ± 20
CMF46C2350C100A	2350.0	fo ± 50	2.0	1.0	1.5	40 @ fo ± 100
CMF48C2700C150A	2700.0	fo ± 75	3.2	1.5	1.5	30 @ fo−110
CMF53C450C05A	450.0	fo ± 2.5	2.5	1.0	1.5	50 @ fo+56
CMF54C500C60A	500.0	fo ± 30	3.5	0.5	2.0	23 @ fo+50
CMF55C600C03A	600.0	fo ± 1.5	3.0	0.5	1.5	20 @ fo ± 25
CMF55C2400C50A	2400.0	fo ± 25	3.0	1.0	1.5	60 @ fo ± 250
CMF56C1000C06A	1000.0	fo ± 3	3.0	1.0	1.5	40 @ fo ± 40
CMF58C2250C100A	2250.0	fo ± 50	2.0	1.0	1.5	25 @ fo−80
CMF63C2445C100A	2445.0	fo ± 50	0.8	0.5	1.5	30 @ 2491
CMF64C1400C55A	1400.0	fo ± 27.5	3.0	0.5	1.5	25 @ fo ± 90
CMF66C580C08A	580.0	fo ± 4	3.5	1.0	2.0	50 @ fo ± 24
CMF66C2500C115A	2500.0	fo ± 57.5	2.5	0.6	2.0	50 @ fo ± 160
CMF68C1350C15A	1350.0	fo ± 7.5	5.5	/	1.5	80 @ fo ± 70
CMF84C348C07A	347.5	fo ± 3.5	2.0	0.5	1.4	50 @ fo+40
CMF86C1180C200A	1180.0	fo ± 100	3.0	1.0	2.0	40 @ fo ± 200
CMF88C600C10A	600.0	fo ± 5	6.0	1.0	1.8	20 @ fo ± 11
CMF88C2200C50A	2200.0	fo ± 25	3.5	1.0	1.5	65 @ fo ± 70
CMF88C3500C150A	3500.0	fo ± 75	4.0	1.0	2.0	45 @ fo ± 175
CMF810C950C25A	950.0	fo ± 12.5	4.0	1.5	2.0	50 @ fo ± 30

※CMF***P系列

波形特性 TYPICAL CHARACTERISTC +

CMF510C1952P230A

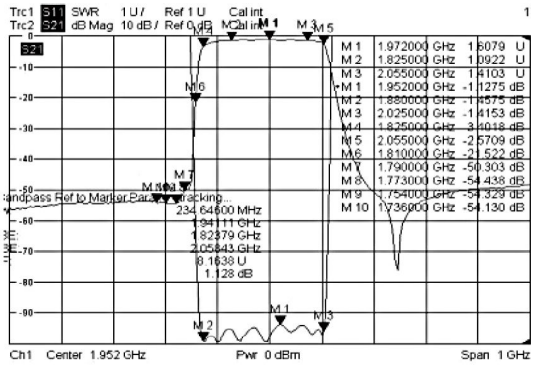

CMF66C3910P600A

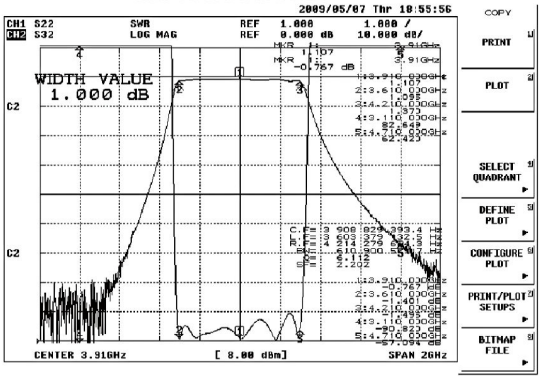

CMF812C2195P250A

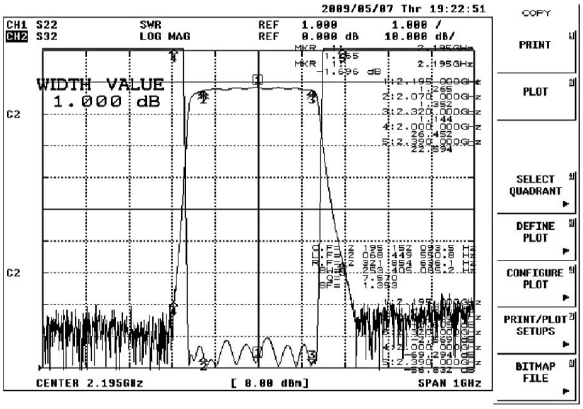

主要参数 PRINCIPAL PARAMETERS +

Part No. 型号	Center Frequency (MHz) 中心频率(fo)	Band Width (MHz) min. 带宽	Insertion Loss (dB) max. 插入损耗	Ripple in BW (dB) max. 带内波动	V.S.W.R max 驻波比	Attenuation (dB) min. (MHz) 衰减
CMF33C729P12A	729.0	fo ± 6	3.0	1.0	1.5	30 at fo ± 100
CMF42C860P20A	860.0	fo ± 10	3.0	1.0	1.5	12 at fo ± 45
CMF43C1656P23A	1656.5	fo ± 11.5	2.0	0.5	1.5	40 at fo ± 130
CMF44C1720P20A	1720.0	fo ± 10	3.0	1.0	1.5	18 at fo ± 40
CMF45C2600P200A	2600.0	fo ± 100	3.0	1.0	2.0	20 at fo ± 170
CMF46C815P20A	815.0	fo ± 10	5.0	1.0	1.5	15 at fo ± 30
CMF46C1260P37A	1260.0	fo ± 18.5	5.0	1.0	1.5	40 at fo−36
CMF48C1750P20A	1750.0	fo ± 10	6.5	1.0	1.5	45 at fo ± 30
CMF48C5400P600A	5400.0	fo ± 300	2.0	1.0	1.5	30 at fo ± 600
CMF55C900P10A	900.0	fo ± 5	3.0	1.0	1.4	50 at fo−40
CMF55C3000P70A	3000.0	fo ± 35	3.0	1.0	1.5	40 at fo−100
CMF56C2500P40A	2500.0	fo ± 20	3.0	1.0	1.5	15 at fo ± 50

Part No. 型号	Center Frequency (MHz) 中心频率(fo)	Band Width (MHz) min. 带宽	Insertion Loss (dB) max. 插入损耗	Ripple in BW (dB) max. 带内波动	V.S.W.R max 驻波比	Attenuation (dB) min. (MHz) 衰减
CMF58C4500P200A	4500.0	fo ± 100	5.5	1.5	1.5	65 at fo ± 300
CMF510C1952P230A	1952.0	fo ± 115	3.5	2.5	1.8	20 at fo ± 140
CMF64C2500P20A	2500.0	fo ± 10	2.0	1.0	1.5	30 at fo−60
CMF66C1616P10A	1616.0	fo ± 5	10.0	1.0	1.5	50 at fo ± 30
CMF66C3910P600A	3910.0	fo ± 300	1.8	1.0	1.5	80 at fo−800
CMF68C2250P100A	2250.0	fo ± 50	3.0	0.5	1.5	40 at fo ± 150
CMF76C1800P100A	1800.0	fo ± 50	3.0	0.5	1.5	60 at fo ± 300
CMF86C2300P100A	2300.0	fo ± 50	2.5	1.0	1.5	30 at fo ± 100
CMF88C1260P15A	1260.0	fo ± 7.5	6.0	0.5	1.5	60 at fo ± 30
CMF88C1960P60A	1960.0	fo ± .30	2.5	0.6	1.5	30 at fo ± 70
CMF812C1988P50A	1988.0	fo ± 25	4.0	1.0	1.5	75 at fo ± 75
CMF812C2195P250A	2195.0	fo ± 125	3.0	1.0	1.5	50 at fo ± 195

※CAF***C系列

波形特性 TYPICAL CHARACTERISTC +

CAF54C1808C100A

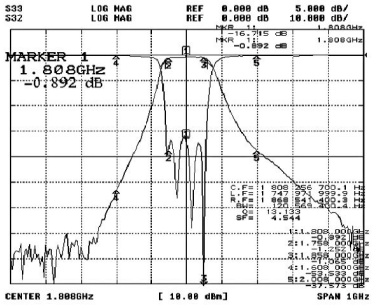

CAF56C720C08A

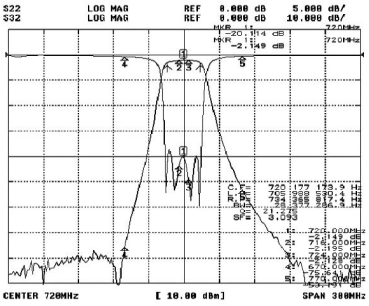

CAF66C1484C200A

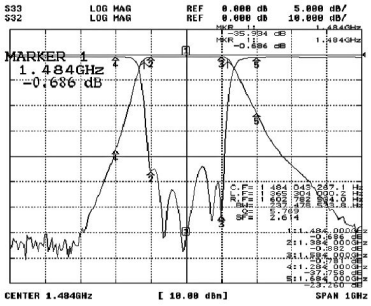

主要参数 PRINCIPAL PARAMETERS +

Part No. 型号	Center Frequency (MHz) 中心频率(fo)	Band Width (MHz) min. 带宽	Insertion Loss (dB) max. 插入损耗	Ripple in BW (dB) max. 带内波动	V.S.W.R max 驻波比	Attenuation (dB) min. (MHz) 衰减
CAF35C2400C400A	2400.0	fo ± 200	2.0	1.0	1.6	40 at fo−540
CAF38C1350C136A	1350.0	fo ± 68	3.0	0.5	1.5	45 at fo ± 140
CAF42C2500C200A	2500.0	fo ± 100	2.0	1.0	1.5	10 at fo ± 300
CAF43C915C26A	915.0	fo ± 13	2.8	1.0	1.5	12 at fo ± 32.5
CAF54C1808C100A	1808.0	fo ± 50	1.5	0.5	1.5	50 at fo−200 35 at fo+200
CAF57C1200C200A	1200.0	fo ± 100	3.0	1.0	1.5	40 at fo ± 200
CAF63C4000C500A	4000.0	fo ± 250	2.5	1.0	2.0	15 at fo−395

Part No. 型号	Center Frequency (MHz) 中心频率(fo)	Band Width (MHz) min. 带宽	Insertion Loss (dB) max. 插入损耗	Ripple in BW (dB) max. 带内波动	V.S.W.R max 驻波比	Attenuation (dB) min. (MHz) 衰减
CAF68C1050C140A	1050.0	fo ± 70	3.5	1.0	1.8	55 at fo ± 150
CAF78C390C30A	390.0	fo ± 15	3.0	1.0	1.5	40 at fo ± 35
CAF86C1150C30A	1150.0	fo ± 15	3.0	0.5	1.5	45 at fo ± 50

※CAF***P系列

波形特性 TYPICAL CHARACTERISTC +

CAF255C1090P320A

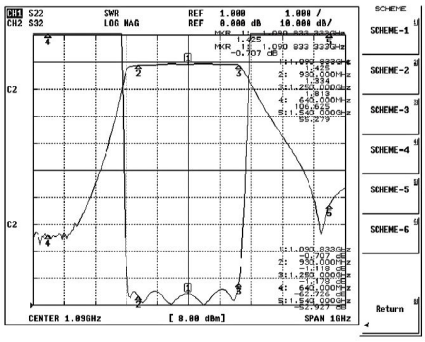

CAF68C1260P15A

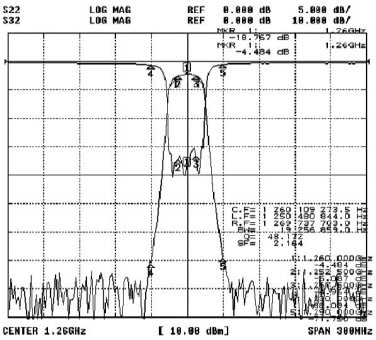

CAF358C3230P450A

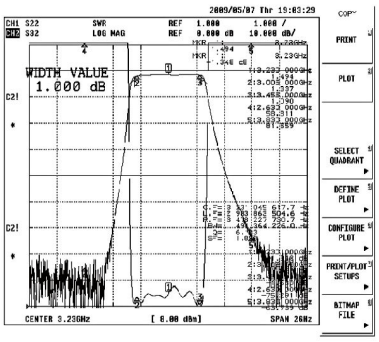

主要参数 PRINCIPAL PARAMETERS +

Part No. 型号	Center Frequency (MHz) 中心频率(fo)	Band Width (MHz) min. 带宽	Insertion Loss (dB) max. 插入损耗	Ripple in BW (dB) max. 带内波动	V.S.W.R max 驻波比	Attenuation (dB) min. (MHz) 衰减
CAF33C3500P200A	3500.0	fo ± 100	3.0	0.5	1.5	10 at fo ± 500
CAF34C4520P240A	4520.0	fo ± 120	2.0	1.0	1.5	20 at fo−500
CAF36C1561P50A	1561.0	fo ± 25	3.0	0.4	1.3	40 at fo ± 70
CAF37C1900P480A	1900.0	fo ± 240	4.0	2.0	1.8	60 at fo ± 200
CAF38C2040P300A	2040.0	fo ± 150	3.0	1.0	1.5	55 at fo ± 360
CAF358C3230P450A	3230.0	fo ± 225	2.0	0.8	1.5	70 at fo−600
CAF42C1500P10A	1500.0	fo ± 5	3.0	1.0	1.5	30 at fo ± 100
CAF45C340P20A	340.0	fo ± 10	3.0	1.0	1.5	40 at fo ± 36
CAF46C2350P110A	2350.0	fo ± 55	3.0	1.0	1.6	40 at fo ± 150
CAF410C1425P30A	1425.0	fo ± 15	5.5	1.5	1.2	35 at fo ± 45
CAF53C1300P200A	1300.0	fo ± 100	1.0	0.3	1.5	30 at fo ± 340
CAF54C500P08A	500.0	fo ± 4	3.0	1.0	1.5	10 at fo ± 12
CAF58C2355P800A	2355.0	fo ± 400	2.0	1.0	1.8	25 at fo ± 640
CAF62C1090P28A	1090.0	fo ± 14	1.3	0.5	1.3	25 at fo−60
CAF64C390P16A	390.0	fo ± 8	3.0	1.0	1.5	15 at fo ± 20
CAF68C410P20A	410.0	fo ± 10	3.0	1.5	1.5	50 at fo ± 20
CAF86C500PA	500.0	/	3.5	1.0	1.5	85 at fo ± 100
CAF103C1575P10A	1575.42	fo ± 5	0.8	0.5	1.5	30 at fo ± 50

介质滤波器/双工器系列

---无线通讯领域 / Dielectric Filter/Duplexer---Wireless Communication Field

常用频率对照表 COMMON FREQUENCY CHECK LIST +

Application 应用	GSM	DCS	CDMA	W-CDMA	MMDS	US-PCS	TD-SCDMA	LTE	lift intercom 电梯对讲
频率 MHz	900/945	1762/1857	830/875	1950/2140	3450	1880/1960	1900/2017	2535/2655	409/462
	902/947	1722/1817	827/872	1947/2137	3550	1882/1962	/	/	/
	912/957	1732/1827	836/881	/	/	/	/	/	/
	897/942	1747/1842	/	/	/	/	/	/	/
	903/948	/	/	/	/	/	/	/	/

波形特性 TYPICAL CHARACTERISTIC +

CMF86C897P24A

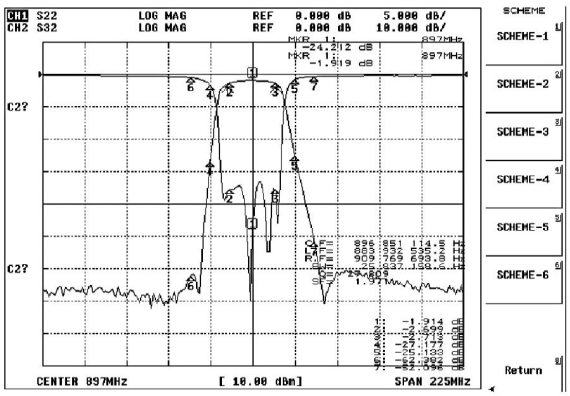

CAF34C1747P75A

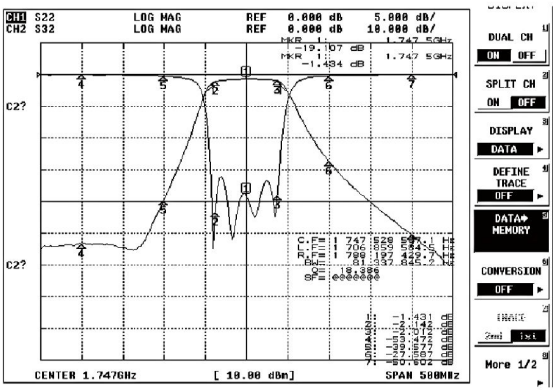

CMD810C409/462P05A

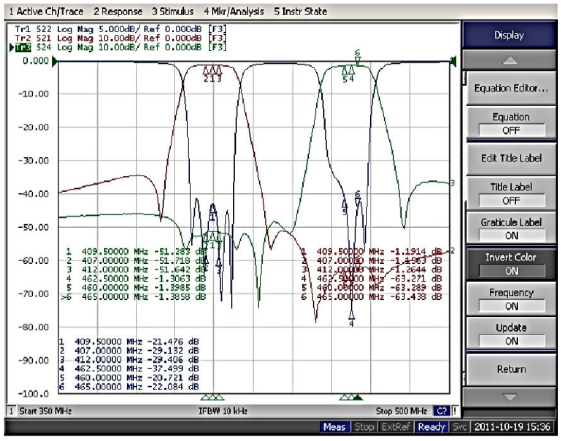

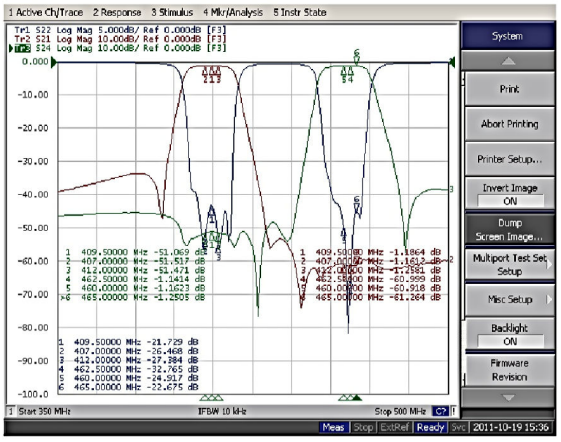

介质滤波器主要指标 PRINCIPAL PARAMETERS +

Part No. 型号	Center Frequency (MHz) 中心频率(fo)	Band Width (MHz) min. 带宽	Insertion Loss (dB) max. 插入损耗	Ripple in BW (dB) max. 带内波动	V.S.W.R max 驻波比	Attenuation (dB) min. (MHz) 衰减	Application 应用
CMF88C836P25A	836.5	fo ± 12.5	3.0	1.0	1.5	55@ 869~894	CDMA
CMF88C881P25A	881.5	fo ± 12.5	3.0	1.0	1.5	55 @ 824~894	
CAF34C830P10A	830.0	fo ± 5	3.0	0.8	1.5	30 @ fo ± 50	
CAF34C875P10A	875.0	fo ± 5	3.0	0.8	1.5	30 @ fo ± 50	
CMF44C900P30A	900.0	fo ± 15	3.0	0.8	1.5	45 @ fo ± 55	GSM
CMF44C945P30A	945.0	fo ± 15	3.0	0.8	1.5	45 @ fo ± 55	
CMF45C912P06A	912.0	fo ± 3	3.5	1.0	1.5	50 @ fo ± 100	
CMF45C957P06A	957.0	fo ± 3	2.5	1.0	1.5	50 @ fo ± 100	
CMF86C897P24A	897.0	fo ± 12	3.0	0.8	1.5	45 @ fo ± 30	
CMF86C942P24A	942.0	fo ± 12	3.0	0.8	1.5	45 @ fo ± 30	
CAF33C902P25A	902.5	fo ± 12.5	2.5	1.0	1.7	12 @ fo ± 32.5	
CAF33C947P25A	947.5	fo ± 12.5	2.5	1.0	1.7	12 @ fo ± 32.5	
CMF44C1947P15B	1947.5	fo ± 7.5	2.5	0.5	1.5	50 @ fo ± 80	W-CDMA
CMF44C2137P15B	2137.5	fo ± 7.5	2.5	0.5	1.5	50 @ fo ± 80	
CAF34C1950P60B	1950.0	fo ± 30	2.0	0.5	1.5	40 @ fo ± 200	
CAF34C2140P60B	2140.0	fo ± 30	2.0	0.5	1.5	40 @ fo ± 200	
CMF88C1880P60A	1880.0	fo ± 30	2.5	0.6	1.5	30 @ fo ± 70	US-PCS
CMF88C1960P60A	1960.0	fo ± 30	2.5	0.6	1.5	30 @ fo ± 70	
CAF33C1880P60A	1880.0	fo ± 30	2.2	0.8	1.5	25 @ fo ± 120	
CAF33C1960P60A	1960.0	fo ± 30	2.2	0.8	1.5	25 @ fo ± 120	
CMF44C1722P25A	1722.5	fo ± 12.5	2.0	0.5	1.5	15 @ fo+95	DCS
CMF44C1817P25A	1817.5	fo ± 12.5	2.0	0.5	1.5	15 @ fo-95	
CMF45C1732P45A	1732.5	fo ± 22.5	3.0	1.0	1.5	40 @ fo ± 70	
CMF45C1827P45A	1827.5	fo ± 22.5	3.0	1.0	1.5	40 @ fo ± 70	
CAF34C1747P75A	1747.5	fo ± 37.5	3.0	1.3	1.5	20 @ fo ± 100	
CAF34C1842P75A	1842.5	fo ± 37.5	3.0	1.3	1.5	20 @ fo ± 100	
CMF43C2017S15D	2017.5	fo ± 7.5	3.0	0.5	1.5	40 @ fo-97.5	TD-SCDMA
CMF44C2345C250A	2345.0	fo ± 125	1.5	0.5	1.5	35 @ fo ± 450	
CAF34C2605P60A	2605.0	fo ± 30	2.5	0.7	1.5	22 @ fo-120 20 @ fo+95	
CMF48C2655C150A	2655.0	fo ± 75	3.2	1.5	1.5	20 @ fo ± 95	TD-LTE
CMF33C3462S27A	3462.5	fo ± 13.5	3.0	1.0	1.5	15 @ fo ± 86	MMDS
CMF33C3450S100A	3450.0	fo ± 50.0	2.3	1.0	1.5	12 @ fo+150	
CMF42C409S10A	409.0	fo ± 5.0	2.5	1.0	2.0	40 @ fo – 100 25 @ fo +100	电梯对讲
CMF42C462S10A	462.0	fo ± 5.0	3.0	1.0	2.0	40 @ fo – 100 25 @ fo +100	

介质双工器主要指标 PRINCIPAL PARAMETERS

Part No. 型号	Center Frequency (MHz) 中心频率(fo)		Band Width (MHz) min. 带宽	Insertion Loss (dB) max. 插入损耗	Ripple (dB) max. 波动	V.S. W.R Max. 驻波	Attenuation (dB) min. (MHz) 衰减	Isolation (dB) min. 隔离	Power (W) max. 功率	Application 应用
CMD410C830/875P10A	Tx	830.0	fo ± 5	2.7	1.0	1.4	60 at fr ± 5.0	60	3	CDMA
	Rx	875.0	fo ± 5	2.7	1.0	1.4	60 at ft ± 5.0			
CMD810C830/875P10A	Tx	830.0	fo ± 5	1.8	0.5	1.3	65 at fr ± 5.0	60	10	
	Rx	875.0	fo ± 5	1.8	0.5	1.3	65 at ft ± 5.0			
CMD810C827/872P15A	Tx	827.5	fo ± 7.5	1.8	0.7	1.4	60 at fr ± 7.5	60	10	
	Rx	872.5	fo ± 7.5	1.8	0.7	1.4	60 at ft ± 7.5			
CMD810C836/881C25A	Tx	836.5	fo ± 12.5	2.5	1.3	1.4	55 at fr ± 12.5	55	10	
	Rx	881.5	fo ± 12.5	2.5	1.3	1.4	55 at ft ± 12.5			
CMD810C813/858P15A	Tx	813.5	fo ± 7.5	2.5	1.0	1.4	55 at fr ± 7.5	60	10	
	Rx	858.5	fo ± 7.5	2.5	1.0	1.4	55 at ft ± 7.5			
CAD69C830/875P10A	Tx	830.0	fo ± 5	2.5	1.0	1.5	50(fr ± 5)	40	10	
	Rx	875.0	fo ± 5	2.5	1.0	1.5	60(ft ± 5)			
CAD108C830/875P10A	Tx	830.0	fo ± 5	2.0	0.8	1.5	48(fr ± 5)	40	10	
	Rx	875.0	fo ± 5	2.0	0.8	1.5	50(ft ± 5)			
CMD410C900/945P30A	Tx	900.0	fo ± 15.0	4.0	2.5	1.4	45 at fr ± 15.0	25	3	GSM
	Rx	945.0	fo ± 15.0	4.0	2.5	1.6	45 at ft ± 15.0			
CMD410C902/947C25A	Tx	902.5	fo ± 12.5	3.0	2.0	1.6	55 at fr ± 12.5	25	3	
	Rx	947.5	fo ± 12.5	3.5	2.0	1.6	55 at ft ± 12.5			
CMD810C902/947P25A	Tx	902.5	fo ± 12.5	2.5	1.2	1.4	55 at fr ± 12.5	45	10	
	Rx	947.5	fo ± 12.5	2.5	1.2	1.4	55 at ft ± 12.5			
CMD810C897/942P24A	Tx	897.0	fo ± 12	1.8	1.0	1.5	55 at fr ± 12.0	45	10	
	Rx	942.0	fo ± 12	1.8	1.0	1.5	55 at ft ± 12.0			
CMD810C899/944P19B	Tx	899.5	fo ± 9.5	2.5	1.2	1.4	55 at fr ± 9.5	50	10	
	Rx	944.5	fo ± 9.5	2.5	1.2	1.4	55 at ft ± 9.5			
CMD810C912/957P06A	Tx	912.0	fo ± 3	2.0	0.5	1.3	60 at fr ± 3.0	50	10	
	Rx	957.0	fo ± 3	2.0	0.5	1.3	60 at ft ± 3.0			
CMD1210C897/942P24A	Tx	897.0	fo ± 12	1.5	1.0	1.4	60 at fr ± 12.0	60	20	
	Rx	942.0	fo ± 12	1.5	1.0	1.4	60 at ft ± 12.0			
CMD1210C902/947P25A	Tx	902.5	fo ± 12.5	1.5	1.0	1.3	60 at fr ± 12.5	60	20	
	Rx	947.5	fo ± 12.5	1.5	1.0	1.3	60 at ft ± 12.5			
CAD36C902/947P25A	Tx	902.5	fo ± 12.5	2.4	2.0	1.7	32(fr ± 12.5)	25	3	
	Rx	947.5	fo ± 12.5	3.2	2.0	1.8	30(ft ± 12.5)			
CAD69C897/942P24A	Tx	897.0	fo ± 12.0	3.1	2.0	1.5	44(fr ± 12.0)	30	10	
	Rx	942.0	fo ± 12.0	3.1	2.0	1.5	45(ft ± 12.0)			

介质双工器主要指标 PRINCIPAL PARAMETERS

Part No. 型号	Center Frequency (MHz) 中心频率(fo)		Band Width (MHz) min. 带宽	Insertion Loss (dB) max. 插入损耗	Ripple (dB) max. 波动	V.S. W.R Max. 驻波	Attenuation (dB) min. (MHz) 衰减	Isolation (dB) min. 隔离	Power (W) max. 功率	Application 应用
CMD410C1732/1827P45A	Tx	1732.5	fo ± 22.5	3.0	1.5	1.5	52 at fr ± 22.5	35	3	DCS
	Rx	1827.5	fo ± 22.5	3.0	1.5	1.5	52 at ft ± 22.5			
CMD410C1762/1857C45A	Tx	1762.5	fo ± 22.5	3.2	1.5	2.0	45 at fr ± 22.5	35	3	
	Rx	1857.5	fo ± 22.5	3.2	1.5	2.0	50 at ft ± 22.5			
CMD810C1747/1842P75A	Tx	1747.5	fo ± 37.5	2.8	2.0	2.0	25 at fr ± 37.5	30	10	
	Rx	1842.5	fo ± 37.5	2.8	2.0	2.0	30 at ft ± 37.5			
CMD810C1720/1815P30A	Tx	1720.0	fo ± 15.0	1.5	1.0	1.5	55 at fr ± 15.0	50	10	
	Rx	1815.0	fo ± 15.0	1.5	1.0	1.5	55 at ft ± 15.0			
CMD810C1745/1840P20A	Tx	1745.0	fo ± 10.0	2.0	1.0	1.5	60 at fr ± 10.0	60	10	
	Rx	1840.0	fo ± 10.0	2.0	1.0	1.5	60 at ft ± 10.0			
CMD810C1750/1845P30A	Tx	1750.0	fo ± 15.0	1.5	1.0	1.5	55 at fr ± 15.0	50	10	
	Rx	1845.0	fo ± 15.0	1.5	1.0	1.5	55 at ft ± 15.0			
CMD1210C1722/1817P25A	Tx	1722.5	fo ± 12.5	1.6	0.8	1.3	55 at fr ± 12.5	55	20	
	Rx	1817.5	fo ± 12.5	1.6	0.8	1.3	55 at ft ± 12.5			
CMD1210C1747/1842P75A	Tx	1747.5	fo ± 37.5	2.0	1.0	1.3	60 at fr ± 37.5	60	20	
	Rx	1842.5	fo ± 37.5	2.0	1.0	1.3	60 at ft ± 37.5			
CMD810C1732-2132P45A	Tx	1732.5	fo ± 22. 5	2.0	1.0	1.4	45 at fr ± 22.5	42	5	
	Rx	2132.5	fo ± 22. 5	2.0	1.0	1.4	45 at ft ± 22.5			
CAD69C1747/1842P75A	Tx	1747.5	fo ± 37.5	3.8	2.5	1.5	25(fr ± 37.5)	25	10	
	Rx	1842.5	fo ± 37.5	3.8	2.5	1.5	18(ft ± 37.5)			
CMD810C1880/1960P60A	Tx	1880.0	fo ± 30	2.0	2.0	1.5	45 at fr ± 30.0	35	10	US-PCS
	Rx	1960.0	fo ± 30	2.0	2.0	1.5	45 at ft ± 30.0			
CMD810C1950/2140P60A	Tx	1950.0	fo ± 30	1.8	0.5	1.3	60 at fr ± 30.0	60	10	W-CDMA
	Rx	2140.0	fo ± 30	1.8	0.5	1.3	60 at ft ± 30.0			
CMD410C1947/2137P15B	Tx	1947.5	fo ± 7.5	2.0	0.5	1.5	60 at fr ± 7.5	60	3	
	Rx	2137.5	fo ± 7.5	2.0	0.5	1.5	60 at ft ± 7.5			
CMD410C1927/2117P15B	Tx	1927.5	fo ± 7.5	2.0	0.5	1.5	60 at fr ± 7.5	60	3	
	Rx	2117.5	fo ± 7.5	2.0	0.5	1.5	60 at ft ± 7.5			
CMD410C1955/2145P30A	Tx	1955.0	fo ± 15.0	2.0	0.5	1.3	55 at fr ± 15.0	55	3	
	Rx	2145.0	fo ± 15.0	2.0	0.5	1.3	55 at ft ± 15.0			
CMD1210C1950/2140P60A	Tx	1950.0	fo ± 30.0	1.2	0.5	1.5	60 at fr ± 30.0	60	20	TD-SCDMA
	Rx	2140.0	fo ± 30.0	1.2	0.5	1.5	60 at ft ± 30.0			
CMD1210C1900/2017P40/15A	Tx	1900.0	fo ± 20.0	1.0	0.8	1.3	55 at fr ± 7.5	55	20	DCS
	Rx	2017.5	fo ± 7. 5	1.0	0.5	1.3	55 at ft ± 10.0			
CMD810C409/462P05A	Tx	409.5	fo ± 2.5	2.5	1.0	1.5	45 at fr ± 2.5	48	5	Lift Lntercome
	Rx	462.5	fo ± 2.5	2.5	1.0	1.5	45 at ft ± 2.5			
CMD810C2535-2655P70C	Tx	2535	fo ± 35	3.0	1.8	1.5	45 at fr ± 35	35	5	LTE
	Rx	2655	fo ± 35	3.0	1.8	1.5	45 at ft ± 35			
CAD59C900-1747P30-75A	Tx	900	fo ± 15	2.5	1.0	1.5	40(fr ± 37.5)	55	5	GSM+DCS
	Rx	1747	fo ± 37.5	2.5	1.0	1.5	40(ft ± 15)	55		

介质滤波器/双工器系列

---卫星通讯领域 / Dielectric Filter/Duplexer---Satellite Communication Field

卫星频率对照表 TYPICAL CHARACTERISTIC +

Application 应用	GPS		BD1		BD2			GLONASS	
	L1	L2	L	S	B1	B2	B3	L1	L2
频率MHz	1575.42	1227	1616	2492	1561	1207	1268	1602	1246

波形特性 TYPICAL CHARACTERISTIC +

CMF33C1268F24A

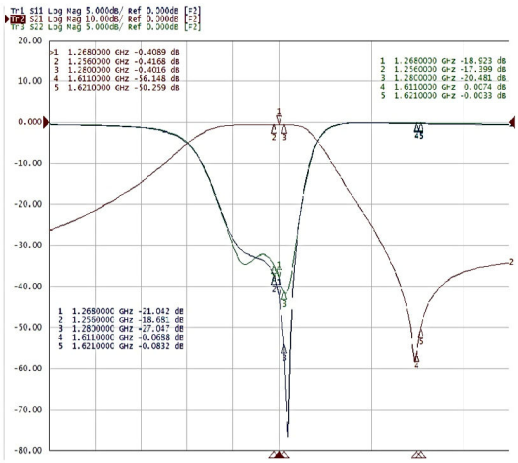

CMF62C1575S04A

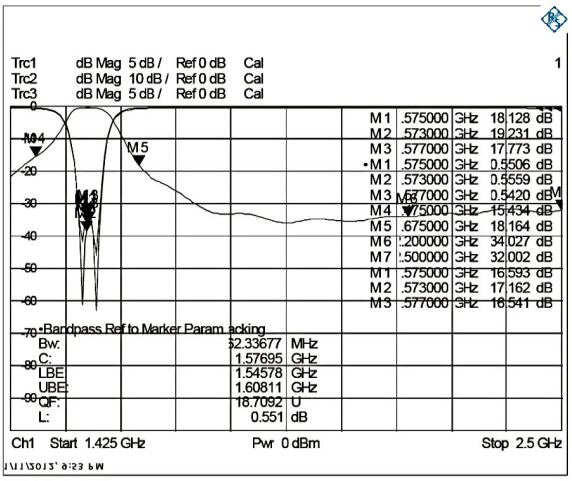

CAD36C1595/2492P40A

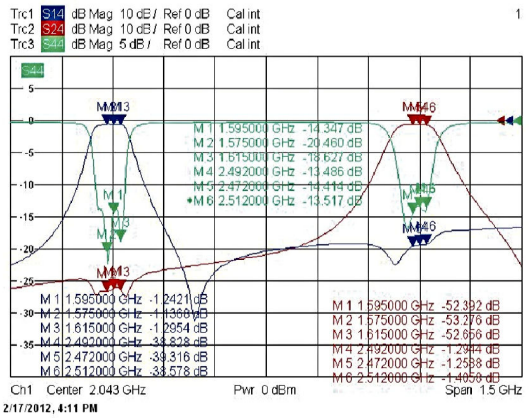

CAD59C1268/1561P20/04A

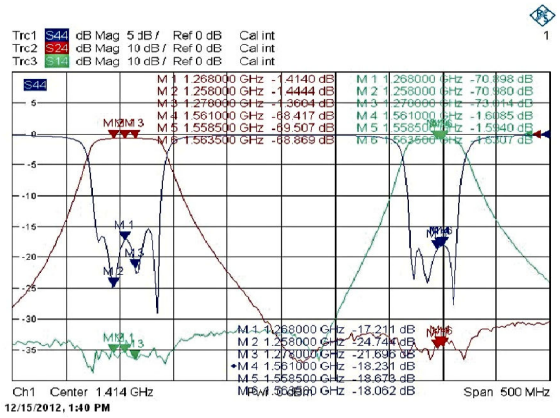

介质滤波器主要指标 PRINCIPAL PARAMETERS +

Part No. 型号	Center Frequency (MHz) 中心频率(fo)	Band Width (MHz) min. 带宽	Insertion Loss (dB) max. 插入损耗	Ripple in BW (dB) max. 带内波动	V.S.W.R max 驻波比	Attenuation (dB) min. (MHz) 衰减	Application 应用
CAF22C1575F10A	1575.0	fo ± 5	1.0	0.5	2.0	10 @ fo−100	GPS L1
CAF32C1575C40A	1575.42	fo ± 20	0.9	0.5	2.0	16 @ fo ± 250	
CMF43C1575C10A	1575.42	fo ± 5	2.0	1.0	1.5	45 @ fo ± 100	
CMF33C1616F10A	1616.0	fo ± 5	0.8	0.3	1.6	40 @ 1268.52 30 @ 2491.75	BD1 L
CMF34C1616F10A	1616.0	fo ± 5	0.7	0.3	1.5	40 @ 1256~1280 40 @ 2487~2497	
CAF22C2492F16A	2492.0	fo ± 8	0.7	0.4	1.6	40 @ 1610~1620	BD1 S
CMF33C2492S10A	2492.0	fo ± 5	3.0	1.0	1.5	45 @ fo−100	
CAF42C2492C20A	2492.0	fo ± 10	0.5	0.3	1.5	60 @ 1616	
CMF32C1561F05A	1561.0	fo ± 2.5	0.8	0.3	1.4	35 @ 1268 15 @ 2492	BD2 B1
CMF43C1561C20A	1561.0	fo ± 10	2.0	1.0	1.5	45 @ fo ± 100	
CAF22C1268F20A	1268.0	fo ± 10	1.0	0.5	2.0	10 @ fo−100	BD2 B2
CMF33C1268F24A	1268.0	fo ± 12	0.6	0.3	1.5	40 @1611~1621	
CMF32C1268C80A	1268.0	fo ± 40	0.9	1.0	1.5	27.0 min. @ 1615 MHz	
CAF32C1568C40A	1568.0	fo ± 20	0.9	0.5	2.0	30 @ 2492	GPS L1 +BD2 B1
CMF22C1568S18A	1568.0	fo ± 9	3.0	0.5	1.5	25 @ fo−100	
CMF32C1595S32A	1595.0	fo ± 16	3.0	1.0	1.5	30 @ fo−100	GPS L1+ GLONASS L1
CMF43C1595C30A	1595.0	fo ± 15	3.0	1.0	1.5	35 @ fo ± 100	
CMF43C1236C20A	1236.0	fo ± 10	2.0	1.0	1.5	45 @ fo ± 100	GPS L2 +GLONASS L2
CMF43C1236C20B	1236.0	fo ± 10	1.0	0.5	1.5	20 @ fo ± 100	

介质双工器主要指标 PRINCIPAL PARAMETERS +

Part No. 型号	Center Frequency (MHz) 中心频率(fo)		Band Width (MHz) min. 带宽	Insertion Loss (dB) max. 插入损耗	Ripple (dB) max. 波动	V.S.W.R Max. 驻波	Attenuation (dB) min. (MHz) 衰减	Isolation (dB) min. 隔离	Power (W) max. 功率	Application 应用
CAD64C1227/1575P20A	Tx	1227.0	fo ± 10	1.0	0.5	1.7	40(fr ± 10)	40	3	GPS L1+L2
	Rx	1575.0	fo ± 10	1.0	0.5	1.7	40(ft ± 10)			
CAD36C1595/2492P40A	Tx	1595.0	fo ± 20	2.0	0.5	1.8	30(fr ± 20)	40	3	GPS L1 +Glonass +BD 1
	Rx	2492.0	fo ± 20	2.0	0.5	1.8	30(ft ± 20)			
CAD36C1616/2491P40A	Tx	1616	fo ± 20	2.0	0.5	1.8	40(fr ± 30)	40	3	BD
	Rx	2491	fo ± 20	2.0	0.5	1.8	40(ft ± 30)			
CAD59C1268/1575P20A	Tx	1268	fo ± 10	2.0	0.5	1.5	60(fr ± 10)	60	10	BD B3 +GPS
	Rx	1575	fo ± 10	2.0	0.5	1.5	60(ft ± 10)			
CAD64C1268/1575P30/10A	Tx	1268	fo ± 15	1.0	0.8	1.5	30(fr ± 5)	35	5	BD B3 +GPS
	Rx	1575	fo ± 5	1.0	0.8	1.5	40(ft ± 15)	45		
CMD48C2185/1955C30A	Tx	2185.0	fo ± 15	2.0	1.0	1.0	40(1980~2010)	/	2	
	Rx	1955.0	fo ± 15	2.0	1.0	1.0	40(2170~2200)	/		
CMUF3C1409/2090PD	CH1	1995	fo ± 15	2.3	0.8	1.4	35(1253~1566)	/	3	
	CH2	2185	fo ± 15	2.3	0.8	1.4	40(1980~2010)	/		
	CH3	1409.5	fo ± 156.5	2.0	0.8	1.5	30(1980~2010)	/		

滤波器/双工器外型尺寸 / Dimension

◆ CMF***S系列

型号	尺寸（WxH）(mm)
CMF22C***S	4.5x2.0
CMF32C***S	6.0x3.0
CMF42C***S	7.4x3.6
CMF23C***S	5.7x2.0
CMF33C***S	8.5x3.0
CMF43C***S	11.8x3.8
CMF53C***S	12.0x5.0
CMF63C***S	17.0x5.8
CMF34C***S	9.0x3.0
CMF44C***S	15.2x3.8
CMF54C***S	11.7x4.8

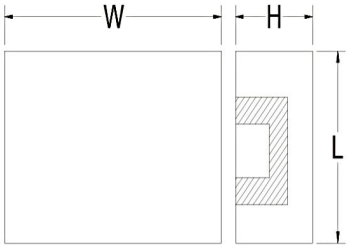

◆ CMF***C系列

型号	尺寸（WxH）(mm)
CMF33C***C	8.2x3.2
CMF43C***C	9.2x4.0
CMF44C***C	10.8x4.0/15.2X4.1
CMF45C***C	13.0x4.0
CMF48C***C	15.8x4.2
CMF53C***C	13.0x5.3
CMF54C***C	11.7x5.0
CMF58C***C	27.0x6.0
CMF63C***C	17.0x6.0
CMF66C***C	28.0x6.5
CMF84C***C	16.0x8.1
CMF86C***C	24.5x8.1
CMF88C***C	33.2x8.1
CMF810C***C	40.2x8.1

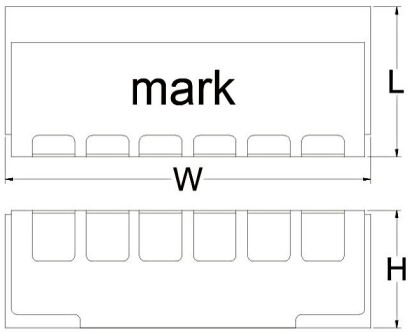

◆ CMF***P系列

型号	尺寸（WxH）(mm)
CMF33C***P	9.5x5.0
CMF42C***P	9.5x5.0
CMF43C***P	12.5x5.0
CMF44C***P	13.5x5.0
CMF45C***P	14.0x4.5
CMF56C***P	22.5x6.5
CMF510C***P	30.0x6.0
CMF64C***P	19.2x7.0
CMF66C***P	25.0x6.5
CMF86C***P	26.0x9.5
CMF88C***C	33.4x9.5
CMF810C***P	42.0x9.5
CMF812C***P	50.0x9.5

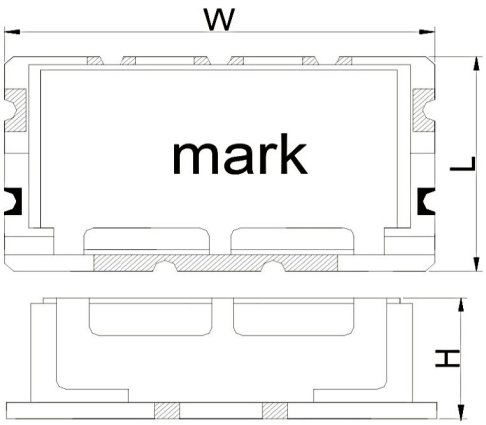

◆ CAF***C系列

型号	尺寸（WxH）(mm)
CAF35C***C	23.0x4.0
CAF38C***C	29.0x4.0
CAF42C***C	9.0x4.8
CAF43C***C	9.5x4.8
CAF54C***C	25.0x5.8
CAF57C***C	40.0x5.8
CAF63C***C	23.0x6.8
CAF68C***C	52.0x6.8
CAF78C***C	59.0x8.3
CAF86C***C	51.0x8.3

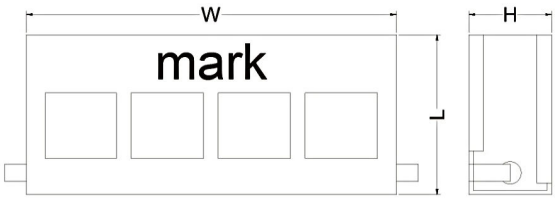

◆ CAF***P系列

型号	尺寸（WxH）(mm)
CAF33C***P	11.0x4.5
CAF34C***P	13.0x4.5
CAF38C***P	26.0x4.5
CAF358C**P	26.4x12.0
CAF42C***P	10.0x5.2
CAF45C***P	22.5x5.5
CAF410C***P	42.0x6.5
CAF53C***P	17.0x6.5
CAF58C***P	42.0x6.5
CAF64C***P	27.0x7.5
CAF86C***P	41.0x9.0
CAF103C***P	40.0x11.5

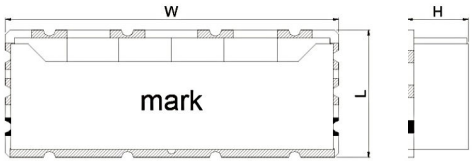

◆ CMD系列

型号	尺寸（WxH）(mm)
CMD410C	30.0x5.0
CMD810C	42.5x9.5
CMD1210C	67.2x14.5
CMD1212C	60.0x14.0

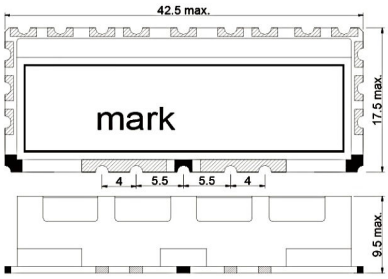

◆ CAD系列

型号	尺寸（WxH）(mm)
CAD36C	20.0x4.0/21.0x4.5
CAD59C	47.0x7.0/62.0x7.0
CAD69C	57.0x7.5
CAD64C	26.0x7.5
CAF66C	38.0x7.5

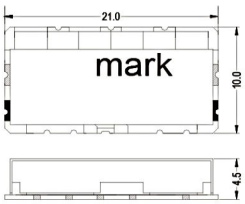

外形尺寸和输入输出形式可按要求设计 / Dimension and input / output ports can be designed as required

命名方式 NAMING PATTERNS +

滤波器/双工器系列 / Dielectric Filter、Duplexer series

C	□	□	□	□	□	□□□□	□	□□	□
①	②	③	④	⑤	⑥	⑦	⑧	⑨	⑩

①C&Q
②M: Mono Type A: Array Type
③F: Filter D: Duplexer
④Thickness
⑤Number of resonator
⑥Hole Structure
⑦Center Frequency
⑧Connect type
S: SMD C: SMD+Case P:SMD+Case+PCB
⑨Bandwidth
⑩Versions

① C&Q
② M：连体式 A：分立式
③ F：滤波器 D：双工器
④ 厚度
⑤ 腔体数
⑥ 结构形式
⑦ 中心频率
⑧ 封装形式
S: 贴片 C: 贴片+外壳 P:贴片+外壳+PCB
⑨ 带宽
⑩ 版本

使用方法 METHOD OF OPERATION +

1、 该产品材料为陶瓷属脆性，不能承受外力直接撞击；受撞击后必须重新检验才能正常使用；
2、 该产品为无源器件；
3、 介质滤波器在使用时必须有良好的接地；使用双面安装时，必须尽可能多的使用接地金属化小孔，以保证产品接地良好；
4、 为屏蔽输入输出端口，请在印刷制板上输入输出焊装位置及微带周围制作金属化孔（建议孔为 ∮0.6mm）；（如图）
5、 如果滤波器有外围匹配，请按以下方法设计：
5.1 印制板上输入输出端口的匹配组件之间应有一定的距离；
5.2 印制板上输入输出端口的匹配电厂、电容、电阻安装方法如图；
6、 制作微带时尽可能满足阻抗50Ω；
7、 布微带线一定要平整光滑无直角、倾角，防止RF泄露过大阻抗偏移；
8、 在印刷板上安装滤波器时，保证滤波器接地点与地保持良好的接触，在焊膏熔化后对器件微微施压，确保不留空隙；
9、 该产品用的是280℃高温锡膏，建议在使用该产品时选择合适的加热台板或回流焊，焊装温度一定要使用低于260℃锡膏焊装，时间尽可能短，避免融化第一次焊接点导致出现不良情况，如：偏位、指标偏移等。
10、因焊接不当而损坏的器件几乎不可以修复；
11、印制板制作示意图（FR-4，T=0.8mm双面板）：

回流焊温度曲线 REFLOW SOLDERING TEMPERATURE CURVES +

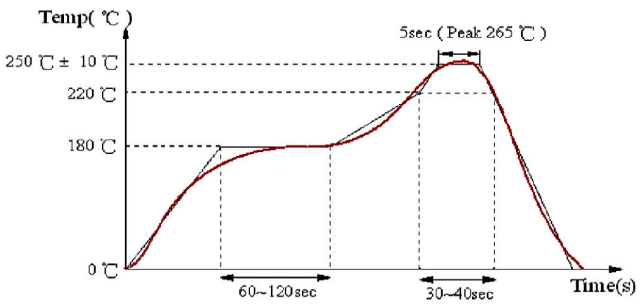

焊装注意事项 +

1、滤波器/双工器系列焊装时，建议要使用低于220℃锡膏焊装，时间尽可能短，避免器件第一次焊接点锡膏熔化而导致出现不良情况，如：偏位、指标偏移等。
2、因焊接不当而损坏的器件几乎不可以修复；

Soldering precautions:
1, During soldering of dielectric filter / duplexer series, must use a less than 220 ℃ solder paste, the process time should as short as possible to avoid adverse conditions by solder paste melting in first joint.Failure such as position shifting, parameter shifting.
2, An unrepairable device damage due to improper soldering causes.

介质多工器系列 / DIELECTRIC MULTIPLEXER SERIES



- 多工器即共天线的多路信号输出分配器，也可以叫信号功分器；
  Dielectric Multiplexer is the multi–channel signal output distributor, and is also called signal power splitter
- 应用于基站、直放站等无线通信设备
  Application : base stations, repeater and other wireless communication equipment.

波形特性 TYPICAL CHARACTERISTIC +

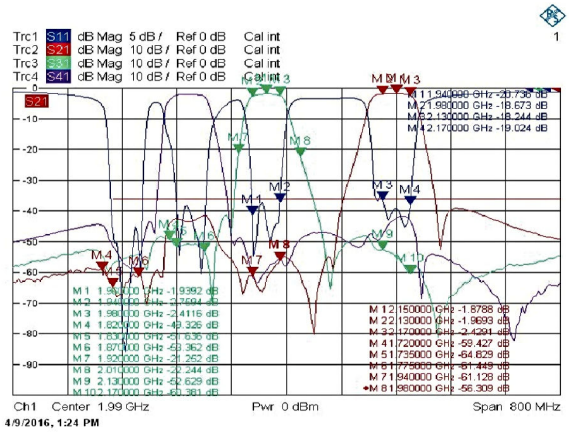

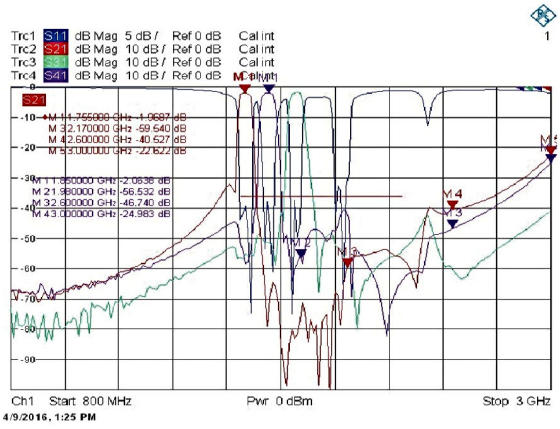

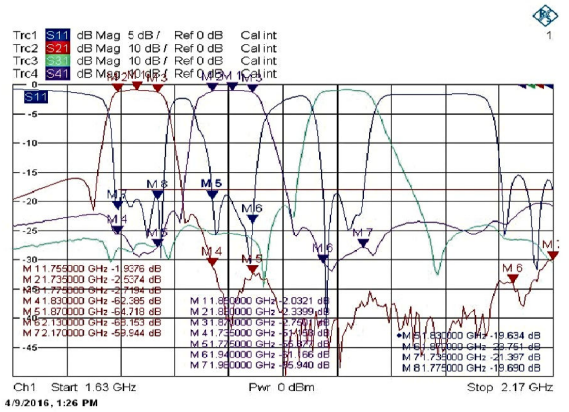

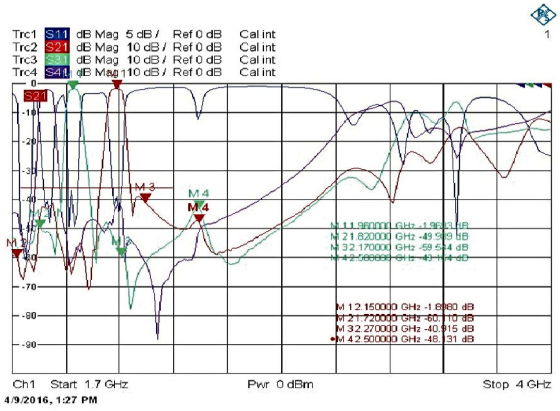

主要指标 PRINCIPAL PARAMETERS

Part No. 型号	Center Frequency (MHz) 中心频率(fo)	Band Width (MHz) min. 带宽	Insertion Loss (dB) max. 插入损耗	Ripple in BW (dB) max. 带内波动	V.S.W.R max 驻波比	Attenuation (dB) min. (MHz) 衰减
CMUF2R813-858P15A	813.5	806~821	2.5	0.6	1.4	55@851~866
	818.5	851~866	2.5	0.6	1.4	55@806~821
CMUF2R1955-2145P30A	1955.0	1940~1970	1.5	0.5	1.3	50@2130~2160
	2145.5	2130~2160	1.25	0.5	1.3	50@1940~1970
CMUF3R31722-1817/1900P25-30A	1722.5	1710~1735	2.6	1.0	1.4	50@1805~1920
	1817.5	1805~1830	3.0	1.0	1.4	35@1920~2600
	1900.0	1880~1920	3.0	1.0	1.4	40@2020~2600
CMUF2410R-912-957P6-1947-2137P15A	912	909~915	3.0	1.2	1.3	52@954~960
	957	954~960	3.0	1.2	1.3	52@ 909~915
	1947.5	1940~1955	2.5	1.2	1.3	52@2130~2145
	2137.5	2130~2145	2.5	1.2	1.3	52@1940~1955
CMUF4810R947/902P25-1842/1747P75-2140/1956P60A	902.5	890~915	3.2	1.7	1.5	50@935~960
	947.5	935~960	3.3	1.7	1.5	50 @890~915
	1747.5	1710~1785	5.5	3.8	1.5	40@1805~1880
	1842.5	1805~1880	6.0	3.8	1.5	40@1710~1785
	1956	1926~1986	3.8	1.2	1.5	55 @2110~2170
	2140	2110~2170	3.0	1.0	1.5	50 @1926~1986
CMUF2810R942P35-1842P75-2140P60A	942.5	925~960	2.5	0.5	1.25	60@1805~1880 60@2110~2170
	1842.5	1805~1880	2.0	0.5	1.25	60@925~960 55@2110~2170z
	2140	2110~2170	2.0	0.5	1.25	60@925~960 55@1805~1880
CMUF21212R897P35-1747P75-1972P105A	897.5	880~915	3.5	1.8	1.5	15@925~960
	1747.5	1710~1785	2.0	0.8	1.5	40@1920~2025
	1972.5	1920~2025	2.0	0.8	1.5	40@1710~1785
CMUF21212R942P35-1842P75-2090P160A	942.5	925~960	3.5	1.8	1.5	15@880~915
	1842.5	1805~1880	2.0	0.8	1.5	40@2010~2170
	2090	2010~2170	2.0	0.8	1.5	40@1805~1880
CMUF5R899P20-944P20-2017P15-2605P60A	899	889~909	2.5	1.0	1.4	55@934~954 45@2010~2025 45@2575~2635
	944	934~954	2.5	1.0	1.4	55@889~909 45@2010~2025 45@2575~2635
	2017.5	2010~2025	2.5	1.0	1.4	55@889~909 55@934~954 45@2575~2635
	2605	2575~2635	2.8	1.0	1.4	55@889~909 55@934~954 40@2010~2025

大功率介质双工器 DIELECTRIC DUPLEXER WITH HIGH-POWER

Typical Characteristic
CMD1814C947/902L25A

Center Frequency : Tx 947.5MHz
Rx902.5MHz
Band Width: fo ± 12.5MHz
Insertion Loss: 1.6 dB max
Ripple: 0.7dB max
V.S.W.R: 1.4max
Attenuation: Tx 70 dB min @890~915MHz
Rx:70 dB min @935~960MHz
Isolation:70 dB min
Power: 50W max

介质双工耦合器 DIELECTRIC DUPLEXER-COUPLER



Typical Characteristic
CDCF1810C1947/2137H15A

Center Frequency : Tx 1947.5MHz
Rx 2137.5MHz
Band Width: fo ± 15MHz
Insertion Loss: 2.1 dB max
Ripple: 0.5dB max
V.S.W.R: 1.3max
Attenuation: Tx 52 dB min @2130~2145MHz
Rx:70 dB min @1940~1955MHz
Couple: 40 ± 2 dB

介质多工耦合器 DIELECTRIC DUPLEXER-COUPLER



Typical Characteristic
CMCF2810C897/P24/1900-2017P40-15A

Center Frequency(MHz)	897
	1900
	2017.5
Band Width(MHz)	885~909
	1880~1920
	2010~2025
Insertion Loss(dB) max.	2.0
Ripple in BW (dB)max.	0.5
V.S.W.R Couple Max.	1.8
Attenuation(dB) min.(MHz)	40@1880–1920
Couple (dB)	18 ± 2
	13 ± 2

介质双频滤波器 DIELECTRIC DOUBLE FILTER



Typical Characteristic
CDBF286C1227-1575H25A

Center Frequency : Low 1227MHz	
High 1575.42MHz	
Band Width: fo ± 12.5MHz	
Insertion Loss: Low:3.5 dB max	
High: 4.5 dB max	
Ripple: 1.0dB max	
V.S.W.R: 1.5max	
Attenuation: 55.0 dB min @fo ± 60MHz	
80.0 dB min @fo ± 100MHz	
100.0 dB min@3000~5000MHz	

介质三频滤波器 DIELECTRIC TRI-BAND FILTER



Typical Characteristic
CDBF86C1900-2350-2580P40-100-80A

CenterFrequency(MHz)	1900
	2350
	2580
Band Width(MHz)	40
	100
	80
Insertion Loss(dB)max.	3.5
	3.3
	3.0
Ripple in BW (dB)max.	1.0
V.S.W.R Couple Max.	1.5
Attenuation(dB)min.	50 @1~824MHz
	40 @824~1710MHz
	40 @1710~1785MHz

介质多工器/耦合器/多频滤波器 / Dielectric Multiplexer/Coupler/Multiplexer Filter/

C □□□ □ □ □ □□□ □ □□ □

① ② ③ ④ ⑤ ⑥ ⑦ ⑧ ⑨

①C&Q
②DCF: Duplexer Coupler MCF: ultiplexer Coupler
MUF: Multiplexer DBF: Multiplexer Filter
③Thickness
④Number of resonator
⑤Hole Structure
⑥Center Frequency
⑦Connect type
P:SMD+Case+PCB H: Cavity
⑧Bandwidth
⑨Versions

① C&Q
② DCF:双工耦合器 MCF: 多工耦合器
MUF:多工器 DBF: 多频滤波器
③ 厚度
④ 腔体数
⑤ 结构形式
⑥ 中心频率组合
⑦ 封装形式
P:贴片+外壳+PCB H:带结构盒
⑧ 带宽
⑨ 版本

开关滤波器组件

本产品主要用于微波通讯、雷达、电子对抗、军事等领域，具有带内插损小、带外抑制高、通道间幅度一致性好、开关转换时间短等特点。



产品说明

选频组件通常由一组单刀多掷开关（SPNT）与多个不同频段的滤波器构成一种开关滤波器组，应用在雷达、对抗和通信系统中对微波信号进行开、关和转换，并滤除不需要的谐、杂波信号，通常可分为二路、三路、五路、六路、八路……等组件。

产品特点

滤波器形式多样：微带/带状线滤波器、LC滤波器、介质滤波器、腔体滤波器等
开关时间快（ns级开关速度）
通道之间幅度差异小

主要参数 PRINCIPAL PARAMETERS +

工作频率	各通道带宽 (MHz)	带外抑制 (dBc)min	插入损耗 (dB)max	波动 (dB)max	频点转换速度 (us)max	输入输出驻波 max	控制方式	尺寸(mm)
L波段(4路)	点频/BW3dB≥145	≥75at fo±100MHz	≤7	≤1.2	≤1	≤2.2	TTL信号	103×75×14
L波段(6路)	BW0.5dB≥±10	≥20at fo±30MHz	≤5.5	≤1.0	≤1	≤1.5	LVTTL信号	62×80×20
		≥50at fo±60MHz						
		≥70at fo±100MHz						
L波段(8路)	BW0.5dB≥±22	≥85at fo±115MHz	≤5.5	≤0.5	≤1	≤1.5	TTL信号	75×32×16
L波段(8路)	BW1dB=33±2	≥30at fo±61.5MHz	3±0.5	≤1.0	≤0.2	≤1.7	TTL信号	75×50×14
		≥55at fo±116.5MHz						
L波段(22路)	BW1.2dB≥13.3	≥40at fo±35MHz	≤9.0	≤1.2	≤0.9	≤1.7	TTL信号	190×136×28
C波段(2路)	BW3dB≥±10	≥25at fo±30MHz	≤6	≤1.0	≤1	≤1.5	LVTTL信号	90×45×12
		≥55at fo±60MHz						
		≥75at fo±100MHz						

*开关路数最多可根据按要求定制　*工作频率最高可到K频段　*各通道隔离度大于80dBC

主要参数 PRINCIPAL PARAMETERS +

工作频率 (GHz)	最小输入电平 (dBm)	带内增益 (dB)	动态范围 (dB)	带外抑制 (dBc)	谐波抑制 (dBc)	带内杂散恶化 (dB)	输入输出驻波
19–21	–43	≥33	≥33	≥60 at 9.5–10.5GHz ≥50 at 14.8GHz ≥40 at 22.2GHz ≥65 at 28.5–31.5GHz	≥45	≤4	≤1.3

腔体滤波器系列 / Cavity Filter



腔体滤波器在电路和电子高频系统中有较好的选频滤波作用，并能抑制带外无用信号及噪声。在航空、航天、雷达、通信、电子对抗、广播电视及各种电子测试设备中应用。

Cavity Filter has better function of selecting frequency and filtering in the circuits and electronic RF system. It can also reject undesired signal and noise out of the band. It is wildly used in spaceflight, aviation, radar, telecommunication, electronic counterwork, broadcast television and various electronic testing equipment.

主要参数 PRINCIPAL PARAMETERS

型号 Part No.	中心频率 Frequency (MHz)	带宽 Band Width (MHz)	插入损耗 Insertion Loss (dB)max	带内波动 Ripple in Bw (dB)max	带外抑制(dB) Attenuation Min	最大输入功率 Input Power	尺寸 Size (mm)
CFF4R076A	2284	BW(−0.3dB)≥12	0.6	0.3	50@1575±10MHz	120W	45X45X11
CFF3R075A	1615.68	BW(−0.3dB) ≥±4.08	1.2	0.3	40@1561±2.04MHz 40@1575±1.023MHz 40@2491.75±4.08MHz	20W	50x26x16
CFF4R077A	2277	BW(−0.3dB)≥22	0.6	0.3	40@1268MHz 40@1575MHz 50@2102±10MHz 60@2491±10MHz	100W	45x46x11
CFF5R078A	1615	BW(−0.3dB)≥10	1.5	0.3	40@1268MHz 60@1575±10MHz 40@2102MHz 40@2491MHz	100W	55x35x17
CFF06R019A	1477	BW(−1dB)≥95	1.2	1.0	≥50 @fo±97.5MHz	20W	70X66X14
CFF06R032A	750	BW(−1dB)≥100	1.2	1.0	≥50@30~500MHz dB ≥60@560~660MHz ≥50@1000~1500MHz	100W	96X52X42
CFF03R062A	8400	BW(−1dB)≥200	1.0	1.0	≥50dBc@4200MHz ≥50dBc@16800MHz	20W	30X13X7.0

可根据用户指标要求及安装方式定制。
Design it as customer’s request.

LC滤波器系列



特 点		应 用	
◆ 频率范围广：DC~4GHz	Wide frequency range: DC~ 4GHz	◆ 微波通讯	Microwave telecommunication
◆ 0.05dB切比雪夫函数	0.05dB Chebyshev function	◆ 数据传送	Data transfer
◆ 3dB标准带宽0.5%-150%	3dB standard bandwidth 0.5%-150%	◆ 雷达、导航、电子对抗	Radar, navigation, electronic counterwork
◆ 级数：2~12阶	Series：2~12 stages	◆ 航空航天	Aviation and spaceflight navigation
◆ 焊装方便，可焊性好	Easy soldering ,good solderability		
◆ 体积小,性能稳定可靠	Small size, stable reliable performance		
◆ 重量轻	Light weight		

◆ P系列封装形式

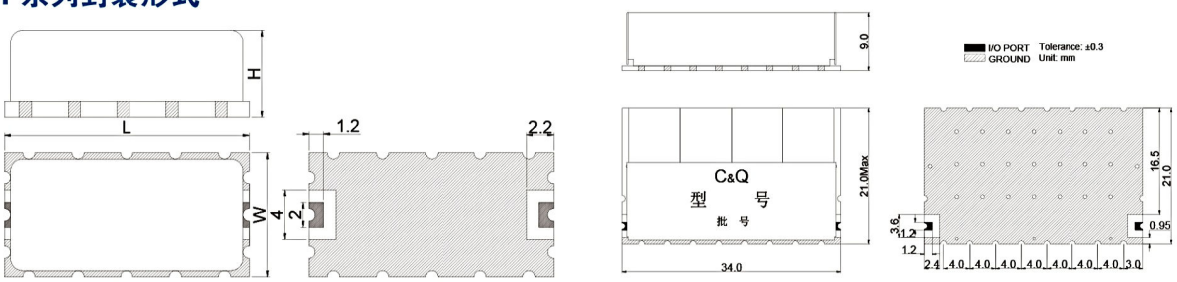

◆ C系列封装形式 (接头可由客户提出，可拆卸)

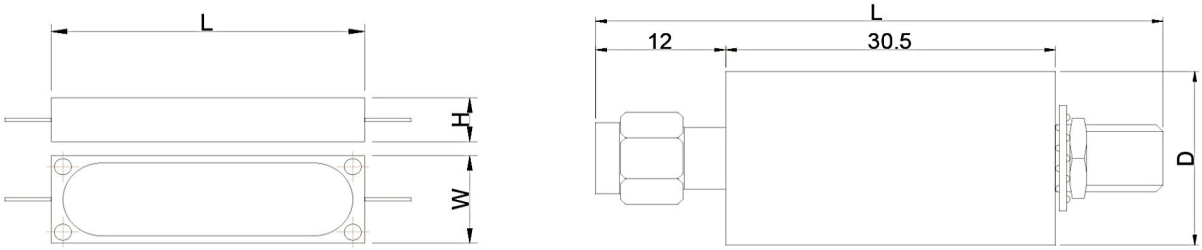

◆ 命名方式 NAMING PATTERNS +

C□F	□□□□	□	□
①	②	③	④

①CBF:带通Band Pass;CLF:低通Low Pass;CHF：高通High Pass;CBRF:带阻
②中心频率 ③封装形式 ④版本号

带通系列/CBF SERIES

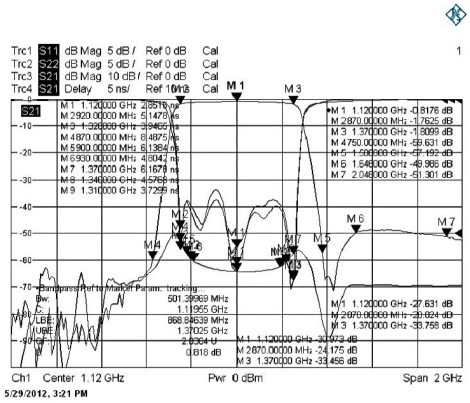

CBF1120C500A

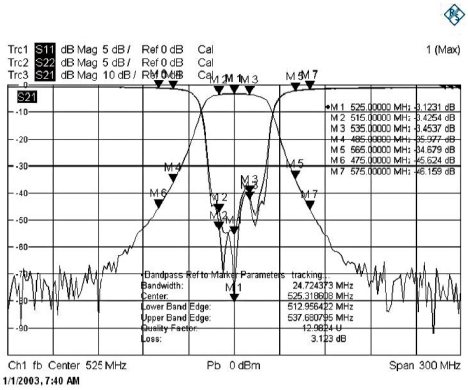

CBF525L23A

主要参数 PRINCIPAL PARAMETERS +

Part No. 型号	Center Frequency (MHz) 中心频率(fo)	Band Width (MHz) min. 带宽	Insertion Loss (dB) max. 插入损耗	V.S.W.R max 驻波比	Attenuation (dB) min. (MHz) 衰减
CBF50P10A	50	10	1.5	1.5	60 @ fo ± 30
CBF140P100B	140	100	1.8	1.5	30 @ 80 28 @ 200
CBF950C520A	950	520	1.0	1.5	50 @ 500 40 @ 1400
CBF1050C500A	1050	500	1.0	1.5	60 @ 540 45 @ 1490
CBF1500C1000A	1500	1000	1.0	1.5	35 @ 500
CBF3300C1000A	3300	1000	2.0	1.5	40 @ 1900 40 @ 4200

带阻系列/BRF SERIES

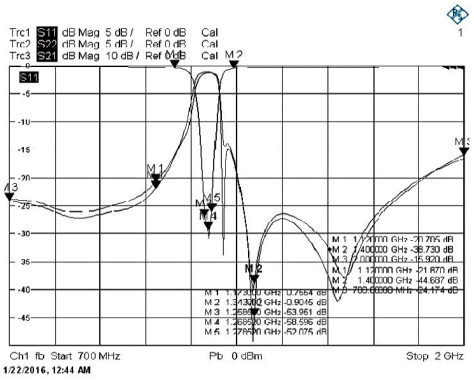

CBRF64K01A

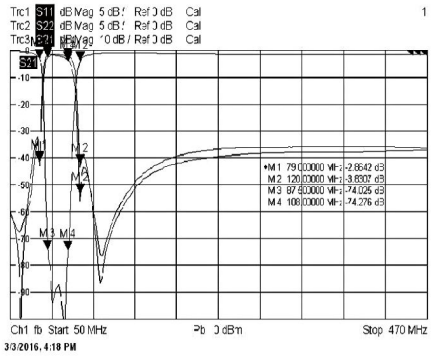

CBRF100L41A

主要参数 PRINCIPAL PARAMETERS +

Part No. 型号	Center Frequency (MHz) 中心频率(fo)	Insertion Loss (dB) max. 插入损耗	Attenuation (dB) min. (MHz) 衰减
CBRF64K01A	DC~58 / 70~200	4.0	70 @ 63.5~64.5
CBRF100L41A	50~79 / 120~470	2.5	54 @ 87.5~108
CBRF683P10A	DC~660 / 705~900	–2.0	23 @ 677~687

低通系列/CLF SERIES

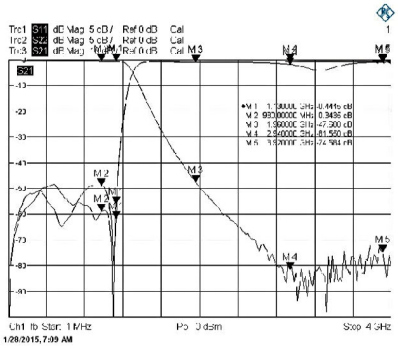

CLF1130CA150128

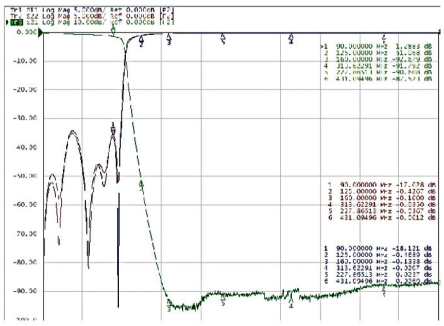

CLF90PD

主要参数 PRINCIPAL PARAMETERS +

Part No. 型号	Cutoff frequency (MHz) 截止频率	Insertion Loss (dB) max. 插入损耗	V.S.W.R max 驻波比	Attenuation (dB) min. (MHz) 衰减
CLF0.8PA	0.8	1.0	1.5	30 @ 1.6
CLF5PA	5	1.0	1.5	50 @ 10
CLF30PA	30	1.0	1.5	70 @ 10
CLF60PA	60	1.5	1.5	90 @ 120
CLF120PA	120	1.5	1.5	90 @ 120
CLF300PA	300	2.0	1.5	90 @ 600
CLF787PB	100~787	3.5	2.5	20 @ 794~862
CLF1400PA	1400	1.0	1.5	55 @ 1800
CLF2900PA	2900	1.0	1.5	100 @ 5250
CLF4000PA	4000	1.0	1.5	60 @ 8000

高通系列/CHF SERIES

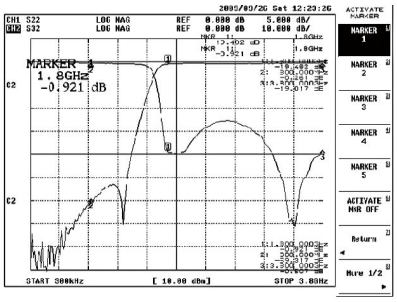

CHF2613-1800CA

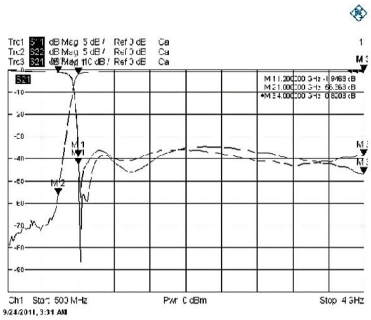

CHF1200PA

主要参数 PRINCIPAL PARAMETERS +

Part No. 型号	Cutoff frequency (MHz) 截止频率	Insertion Loss (dB) max. 插入损耗	V.S.W.R max 驻波比	Attenuation (dB) min. (MHz) 衰减
CHF200PA	200	1.0	1.5	65 @ 100
CHF400PA	400	1.0	1.5	65 @ 200
CHF530PA	530~600	4.0		15 @ 525 30 @ 488~523
CHF1000CA	1000	1.0	1.5	40 @ 500
CHF1800CA	1800	1.5	1.5	50 @ 800